



**Age 7-11 – Enough Bread Lesson Plan**

Based on “Enough Apples” on page 7 of **Your Reach** – Autumn 2017.



**Outline**

The aim of the assembly is for you class to let the rest of the school know how many people there are in the different continents, how much space they have and how much food they have. It also aims to make people think whether this is fair or not.

**Things you will need:**

- Enough slices of bread for one per child – either real slices of you can print off the slices of bread on the last page of this lesson plan.
- 6 pieces of paper each one with a continent on it: Asia, Africa, Australia, Europe, North America, South America
- 20 meters of String
- 6 plates (if you are using real bread)

**Preparation:**

Cut 6 pieces of string:

1 - Asia:	580cm long
2 - Africa:	400cm long
3 - Australia:	120cm long
4 - Europe:	140cm long
5 - North America:	320cm long
6 - South America:	240cm long

You may want to label the string or put a certain number of lines on each one so you know which piece of string is which.

For each piece of string tie the 2 ends together to make a circle.

Put the continent signs up on the stage – you could try to put them in places which mimic where the continents would be on a map.

Ask the children to write a prayer using the “Enough Apples” prayer sheet available at [www.CathComReach.org/teachers](http://www.CathComReach.org/teachers)

**Don't forget YOUR REACH is packed full of FUN, PUZZLES and lots to think about!**



Use the table below to work out how many children should go to each continent based on the number of children in the class

Children in the Class	27	28	29	30	31	32	33
Asia	17	17	18	18	18	19	19
Africa	4	5	5	5	5	5	5
Europe	3	3	3	3	3	3	3
North America	2	2	2	2	3	3	3
South America	1	1	1	2	2	2	2
Australia	0	0	0	0	0	0	1

Make a plate of bread for each continent with the following number of slices – again based on the number of children in the class:

Children in the Class	27	28	29	30	31	32	33
Asia	8	9	9	9	10	10	10
Africa	2	2	2	2	2	2	2
Europe	6	6	7	7	7	7	8
North America	7	7	7	8	8	8	8
South America	2	2	2	2	2	3	3
Australia	2	2	2	2	2	2	2



# Children's Newspaper Autumn 2017

*Have all the children line up at the front of the stage.*

**All Together:** We are all the people of the world!

*One by one they all move over to their continents*

**Europe:** We are Europe!

**North America:** We are North America!

**South America:** We are South America!

**Asia:** We are Asia!

**Africa:** We are Africa!

**Australia:** We are Australia! (If there are enough children in the class to include Australia)

*One person from each group should hold up the string.*

**One by one they should say:** This is the size of our continent – we all have to fit in here!

*One person from each group should have a plate with the correct number of slices for that continent*

**One by one they should say:** This is all the food for everyone on my continent

## **Long Version:**

**One person from each group takes a bit more bread than they should and says:** I am the Ruler of this continent so I will take ? slices of bread

**Another person from each groups should say:** I am very important so I will take ? slices of bread.

**End up with some people in each groups saying:** There is no food left for us!

## **Short Version**

*Work out the number of slices per person for each Continent.*

**Either one person for each continent or the whole group should say:** I get ? slices of bread.

*All come back together at the front of the stage.*

**All say:** We are the people of the world.

**Don't forget YOUR REACH is packed full of FUN, PUZZLES and lots to think about!**



**One person says:** Some people eat too much which is not good for them.

**One person says:** Some people do not have enough food to live on.

**Someone from Africa says:** How would you feel if you only got half a lunch each day ...

**Someone from North America says:** ...if I got 2 lunches?

**All say:** There is enough food to go round – we have to learn to share!

*A number of Children can then read their prayers.*

### **Enough Bread Lesson Plan**





You can use the Enough Bread Lesson plan to have a lesson about this subject before you do the assembly. This would help the children understand the issues in more depth. You could also ask some of the pupils to tell the school what they had discussed in their lesson. The lesson plan can be found at [www.CathComReach.com/teachers](http://www.CathComReach.com/teachers)

**Notes:** the figures used for the size and population of the continents have been checked against various sources. However, the figures for the amount of food per continent, whilst being checked against a small number of different sources did vary significantly. We have taken an average of these figures and having checked sources of similar but different information we do feel these figures at the very least reflect how food is distributed across the continents even if the figures are not exact. Furthermore, given that these percentages are being split across approximately 30 people or 30 pieces of bread the percentage they are inevitably being rounded up or down significantly so the aim is to bring to life a situation rather than outline details statistics.

**Don't forget **YOUR REACH** is packed full of FUN, PUZZLES and lots to think about!**



**Children's Newspaper  
Autumn 2017**



**Don't forget **YOUR REACH** is packed full of FUN, PUZZLES and lots to think about!**